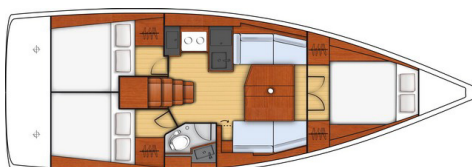
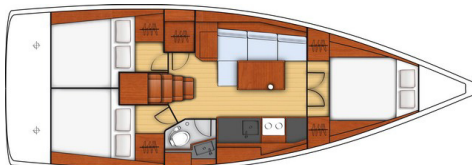





Sailing dinghy - Option: Arch



## GENERAL SPECIFICATIONS

• L.O.A	11,50 m	37'9"
• Hull length	11,13 m	36'6"
• L.W.L.	10,72 m	35'2"
• Beam	3,99 m	13'1"
• Light displacement	6 850 kg	15,102 lbs
• Deep draft	2,09 m	6'10"
• Deep ballast weight	1 790 kg	3,946 lbs
• Shallow draft	1,64 m	5'5"
• Shallow ballast weight	2 060 kg	4,542 lbs
• Air draft	16,88 m	55'5"
• Lifting keel version	1,33/2,42 m	4'4" / 7'11"
• Lifting keel version ballast weight	2 393 kg	5,274 lbs
• Fresh water capacity:		
- standard	130 L	34 US Gal
- Option	200 L	53 US Gal
• Fuel capacity	130 L	34 US Gal
• Engine power	30 HP	30 HP
	40 HP	40 HP

## ARCHITECTS / DESIGNERS

- Naval Architect: Finot - Cong
- Outside & interior design: Nauta Design

## EC CERTIFICATION

- Category A - 8 people
- Category B - 9 people
- Category C - 10 people

## STANDARD SAILS DIMENSIONS

• Mainsail	32,70 m <sup>2</sup>	393 sq ft
• Furling mainsail	30,00 m <sup>2</sup>	323 sq ft
• Genoa (103 %)	33,00 m <sup>2</sup>	355 sq ft
• Asymmetrical spinnaker	114 m <sup>2</sup>	1,227 sq ft
• Code 0	65 m <sup>2</sup>	700 sq ft
• Self-tacking jib	25 m <sup>2</sup>	269 sq ft
• I	14,01 m	46'
• J	4,79 m	15'9"
• P	13,25 m	43'6"
• E	4,21 m	13'10"



## STANDARD EQUIPMENT

### CONSTRUCTION

- Design in accordance with European Directive requirements and according to CE certification
- Monolithic hull design in polyester
- Monolithic structural inner moulding bonded to the hull
- Injected deck construction in glass fiber and Saerform foam sandwich, covered with non-slip diamond pattern
- Hull-deck join screwed, bonded and trimmed with 1 bulwark
- Cast iron keel fixed with bolts and stainless steel backing plates
- 2 Underhung rudders with stainless steel stock
- White coloured hull - Grey metal hull graphics

### DECK EQUIPMENT

#### RIGGING

- Standard mast 9/10 anodized aluminium deck stepped, 2 aft-swept spreaders
- Anodised aluminium boom
- Discontinuous stainless steel standing rigging
- 1 Backstay: Briddle
- Rigid boom vang with tackle
- Genoa furling system with drum on the deck
- 2 Genoa tracks with piston adjusted traveller cars
- 2 Genoa sheet return stainless steel fairleads
- Rigging run back to cockpit (except boom topping lift)
- Complete running rigging: Main halyard, genoa halyard with clutch on mast and cleat, Boom topping lift with cleat on mast, Mainsheet, 2 Genoa sheets, 2 Automatic reefing system
- 4 clutches, 4 Jamming cleats
- Mainsail sheet in cockpit bottom (1 Fixed point)
- 2 Flag halyards
- optional extra:
  - Fixed composite arch, with incorporated LED lighting (+ 2 Stand-up blocks for mainsail sheet)

#### WINCHES

- 2 Self-tailing genoa sheet winches (H40.2 STA)
- 1 Self tailing winch (H35.2 STA)
- 1 Aluminium "Speed Grip" winch handle, 1 Winch handle box

#### SAILS

- Furling genoa with UV protective strip
- Semi full batten mainsail with slider (with logo) (Roller slides for fully battened mainsail)
- Lazy Jack and Lazy Bag in Natural colour

#### MOORING LINES - MOORING

- Self-draining chain locker - Clench bolt - Hatch cover
- Single stem roller
- 6 Aluminium mooring cleats - Stainless steel chafing plate

#### SAFETY ON DECK

- 1 Open stainless steel pulpit, 2 Stainless steel pushpits
- 1 Lifebuoys support bracket
- Double guard lines and stainless steel stanchions
- Side boarding gate on either side
- Welded ring on pushpit for flag

#### COCKPIT

- Self-draining cockpit
- 1 Cockpit locker
- 2 Lockers in cockpit bottom - Side helm's seats
- 1 Liferaft locker - aft cockpit (0,95 m x 0,59 m x 0,36 m / 3'1" x 1'11" x 1'2")
- Natural solid wood slatted cockpit benches (1,69 m x 0,50 m / 5'7" x 1'8")
- Table with compac top, Handrails
- 2 Steering wheel consoles: Stainless steel steering wheels - 800 mm diameter / 2'7" - Leather covered - Steering gear at the helm station - metal cable transmission system - Stainless steel handrail - navigation instrument support (optional instruments) - Cup holders
- 2 Steering compass
- 2 Deck access points to tiller system
- 1 Emergency tiller
- Portside engine control and control panel
- 2 Hinged PMMA companionway doors - Sliding hatch made of PMMA
- 1 Swimming ladder

#### SWIM PLATFORM / STERN DECK (Exclusive Trim level)

- Fully opening transom, convertible to bathing platform (2,60 m x 0,70 m / 8'6" x 2'4")
- Gas strut opening (manual), 1 Stainless steel integrated telescopic swimming ladder

#### INTERIOR

- Alpi Mahogany interior wood
- Parquet type laminated floors
- Fabric lined hull in saloon and forecabin
- Fabric upholstery
- Mattresses in the cabins, HR35kg/m3 foam

#### COMPANIONWAY

Headroom: 1,96 m / 6'5"

- GRP saloon companionway coated with non-slip surface on the steps
- 2 Leather covered stainless steel handrails

#### Long galley on starboard version

#### LARGE HANGER CLOSET - PORT SIDE

Headroom: 1,85 m / 6'1"

- Beam: 70 cm / 2'4"
- 1 Overhead light
- 1 Opening porthole in coaming
- optional extra: Separate shower instead of this hanging locker

#### SALOON - PORT SIDE

Headroom: 1,95 m / 6'5"

- L-shaped saloon bench seat
- Storage under bench seats
- Saloon table with one-piece wood top - 2 feet
- High, closed units (Port and starboard)
- Chart table (with opening top) - Reading light
- Shelves with fiddles
- 1 Coachroof panoramic window with curtain
- 2 Hull portholes with curtain
- 1 Opening deck hatch with mosquito screen/blind
- 1 Opening porthole in coaming
- 6 Overhead lights



## FORWARD CABIN

Headroom: 1,95 m / 6'5"

- Double access door
- Central double bed (1,50 m x 2,08 m x 1,08 m / 4'11" x 6'10" x 3'7")
- 1 Hanging locker (To starboard)
- 1 Cupboard with shelves (to port)
- Valet tray - Open shelving - Drawer under the bed
- 1 Opening deck hatch with mosquito screen/blind
- 2 Hull portholes with curtain
- 4 Reading lights

## LENGTHWAYS GALLEY COUNTER - STARBOARD

Headroom: 1,97 m / 6'6"

- Laminated worktop - Taupe
- 1 Stainless steel sink - 1 Rectangular stainless steel basin - 1 Hot/cold water mixer tap
- Front opening refrigerator (12 V - 130 L / 34 US Gal)
- Cubby hole locker, Bin
- Coachroof panoramic window with curtain
- Stainless steel 2 burner gas hob / oven on gimbal mounting
- Unit (Drawer & Cupboards)

## STARBOARD AFT: Interior stowage space

Headroom: 1,85 m / 6'1"

- Direct access from the saloon
- Allows direct access to the cockpit locker
- optional extra: Separate shower instead of this hanging locker

## PORT AFT: 1 Cabin

Headroom: 1,85 m / 6'1"

- Dimensions - Berth : 1,65 m x 2,18 m x 2,05 m / 5'5" x 7'2" x 6'9"
- 1 Hanging locker
- 2 Reading lights
- 1 Overhead light
- Open shelving
- Padding upholstery along the hull
- Deck house opening porthole
- 2 Aft cabins
- Dimensions - Berths: 1,50 m x 2,00 m x 1,65 m / 4'11" x 5'5" x 6'7"

## AFT STARBOARD HEAD COMPARTMENT

Headroom: 1,89 m / 6'2"

- Access through saloon
- 1 Washbasin, 1 Mixing tap hot/cold water, Shower
- 1 Manual marine toilet with 80 L / 21 US Gal rigid reserve
- Cabinet, 1 Mirror, Toilet accessories, Peg
- 1 Overhead light
- 1 Opening portlight with curtains in the coachroof side window

## L-shaped galley on port side version

- Replacing the hanging locker and the chart table
- Galley with 100 L / 26 US Gal cool box instead of the 130 L / 34 US Gal fridge
- Full hull width saloon: Bench seat on port and starboard sides, Large saloon table with 2 leaves and bottle rack, Retractable chart table on starboard side

## ENGINE

- Engine Yanmar Diesel:
  - 30 HP / 30 HP Sail Drive (standard)
  - 40 HP / 40 HP Sail Drive (Option)
- Engine control - Control panel in cockpit
- Engine compartment: Soundproofing foam - Ventilation: 2 Air intakes and 1 powered air expulsion
- 1 Alternator - 12 V / 125 Ah
- 1 Rotomoulded diesel tank 130 L / 34 US Gal - Gauge at the chart table - 1 Deck filler
- Filters: Sea water - Diesel - Water separator
- Fixed three blades propeller
- 1 Engine access through companionway - 3 access to engine by the sides of the companionway

## ELECTRICITY

- 12 V circuit
- 1 Service battery (80 Ah) - 1 Engine battery (80 Ah)
- 1 Power distributor
- 12 V electrical panel
- 1 12 V Socket
- LED navigation lights: 1 Masthead light - 1 Engine navigation light - 1 Anchor light on masthead
- Wire runs for option cables

## PLUMBING

- 1 rotomoulded freshwater tank (130 L / 34 US Gal)
- 1 Deck filler
- Water unit
- 1 Rigid 80 L / 21 US Gal black water holding tank for each WC
- Electric pump & Shower draining
- 1 Electric bilge pump & 1 Manual bilge pump
- Water heater (25 L / 7 US Gal) - engine use (220 V)

## GAS

- Gas cylinder locker - starboard aft cockpit (25 cm x 27 cm x 40 cm / 10" x 1" x 15") - Regulator and safety tap



## TRIM LEVEL & PACKS

### COMFORT TRIM LEVEL

---

- Solid wood slatted aft platform
- Solid wood slatted helmsman grid seats
- Cockpit opening porthole for aft cabin(s)
- Mosquito screens on portholes
- 2 halyard bags
- Hot/cold water cockpit shower
- HiFi: Fusion + Interior loudspeakers & Waterproof exterior speakers
- Stainless steel 2 burner oven/grill cooker on mounting (in lieu of standard)
- LED indirect lighting in saloon
- Full 12/230 V system (Inside sockets, 40 Amperes battery charger, Shore power socket)
- 2 Additional 80 ampères service batteries

### ELECTRONICS PACKS: B&G

---

#### COASTAL PACK

- 1 Triton 2 Graphic display (Port steering console)
- Sensor (Log, Speedometer, Temperature)
- Wind Sensor B&G (Windvane, Anemometer)
- Windex Windvane

#### OFFSHORE PACK

- 1 7" wide wireless screen - Port steering console (Triton 2 pass to starboard)
- Chart table: B&G V50 VHF, AIS receiver function

### PERFORMANCE PACK

---

**(Incompatible with mainsail arch option)**

- Extended classic mast (+ 1 m / 3'3")
- Performance Elvström Lite Skin Sails (Mainsail: 36,70 m<sup>2</sup> / 395 sq/ft - Genoa: 36,60 m<sup>2</sup> / 394 sq/ft)
- German System (Two-way mainsheet at the helm station)
- Flat deck furler
- Adjustable genoa traveller
- Mainsheet Dyneema
- Cascading backstay
- Performance hull decoration



## OPTIONS

### B&G ELECTRONIC

- 4G Radar
- B&G NAC3 autopilot + Control at steering station
- AIS 500
- ForwardScan Sensor (Forward underwater vision)

### RIGGING - SAILS

- Anodized mast furling system with Mylar - Taffetas mainsail
- GRP mainsail arch with 2 stand-up mainsheet blocks
- Asymmetrical spinnaker rigging + Code 0 rigging + 2nd bow roller and Bobstay
- Self-tacking jib hardware
- Code 0 with "Top Down" furling system
- Self-tacking jib (replacing genoa)
- Asymmetrical spinnaker
- Backstay adjustment (Except on mast with in-mast furling)
- Genoa sheet track leads adjustable from the cockpit
- Removable forestay + Tackle
- Chain plate (Removable forestay)
- German System: Two-way mainsheet at the helm station (Except on mast with in-mast furling)

### WINCHES

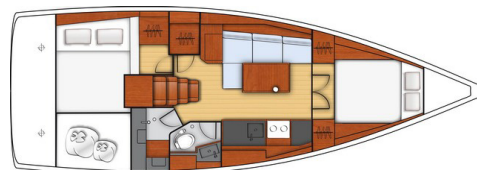
- 2 Electric genoa winches (H40.2 STAEH), in lieu of standard
- Port electric primary winch (H40 STAEH), in lieu of standard
- Coach roof winch to starboard - manual (H35.2 STA) + Clutches, in lieu of standard + Winch handle

### HULL - DECK - COCKPIT

- Ballasted boat version
- Grey "Perle" hull
- Blue-grey hull
- Mainsail arch
- Slatted solid wood side decks
- Solid wood decking on cockpit sole
- "Luxe" cockpit table
- White PVC covers ("Luxe" cockpit table)
- White PVC console covers
- Cockpit fixed portholes for the aft cabin(s)
- Silver Coachroof sprayhood
- Silver Cockpit Bimini
- Dolce 51 Cockpit cushions
- Bow thruster
- 3 folding blades propeller
- 1000 W Electric windlass - Remote control
- Windlass control in cockpit with chain counter (fixed)
- Shore freshwater supply
- Outboard engine bracket (Pushpit)
- Complete mooring kit

## INTERIOR EQUIPMENT

- Interior woodwork: Alpi Blond Oak
- Saloon table extension (for lengthways galley counter)
- 1 Additional pouffe in saloon
- Interior upholstery: Chine Moka, Taupe PVC
- Upholstery padding (Saloon and Cabins): Taupe
- TV LED 19" in the saloon, Player DVD, MP3
- Microwave oven (20 L)
- Slatted bed base
- Double berth in saloon + 1 Stool (for lengthways galley counter)
- Wooden companionway steps
- Separate shower:
  - 2 cabins layout



- 3 cabins layout



- Quiet Flush electric toilet
- Additional freshwater tank (200 L / 53 US Gal)
- Sea water foot pump
- Additional 40 L / 11 US Gal cool box (for L-shaped galley)
- Yacht Case

- Forced air heating fuel
- Air conditioning
- 6,4 kVA Generator (for 2 cabin layout, only)
- 12/230 V / 2 000 V inverter

